

# ITUC Frontlines Poll

Special Topic: Climate Change

June 2015

# Table of Contents

- Table of Contents ..... 2
- Commentary ..... 3
  - Chart 1: Timeframe for Action (9 Country Mean)..... 4
  - Chart 2: Demand for Action (9 Country Mean)..... 4
  - Chart 3: Timeframe for Action (By Country)..... 5
  - Chart 4: Timeframe for Action (By Development Category) ..... 6
- Tables ..... 7
  - Table 1: (By Country) ..... 7
  - Tables 2: (By Demographics)..... 8
- Methodology..... 9

## Commentary

The 2014 ITUC Global Poll found that 73% of the world's population wanted their governments to do more to limit the pollution that is causing climate change.

In 2015 the ITUC dove deeper into this issue, asking people from nine countries (representing 50% of the world's GDP) from both the developed and the developing world if and when they thought the world's leaders needed to act to prevent the world's population from being impacted by climate change.

**The results demonstrate a clear demand for immediate action on climate change.**

90% of respondents want to see leaders take action to prevent the world's population from being impacted by climate change.

69% of these respondents believe that leaders should act now, without delay.

An additional 10% think leaders need to act in the next 12 months, meaning that a total of 79% want action in the next 12 months or less.

Most tellingly, just 4% indicated that they thought that the world's leaders do not need to act.

**Support for immediate action is stronger in the developing as opposed to the developed world, with the loudest call for immediate action coming from large island nations.**

Although the majority of respondents from the developed world (59%) want world leaders to act now without delay, this figure is far higher in the developing world (80%).

At 80%, this means that more than three-quarters of respondents in the developing world want world leaders to act now without delay to prevent the world's population from being impacted by climate change.

In isolation, the two countries with the highest percentage of respondents calling for world leaders to act now are the large island nations Indonesia (90%) and the Philippines (88%).

Although support for immediate action is strong in France (74%) and Turkey (76%), there is less urgency in the United Kingdom (45%) and the United States (46%), and to a lesser extent Germany (59%).

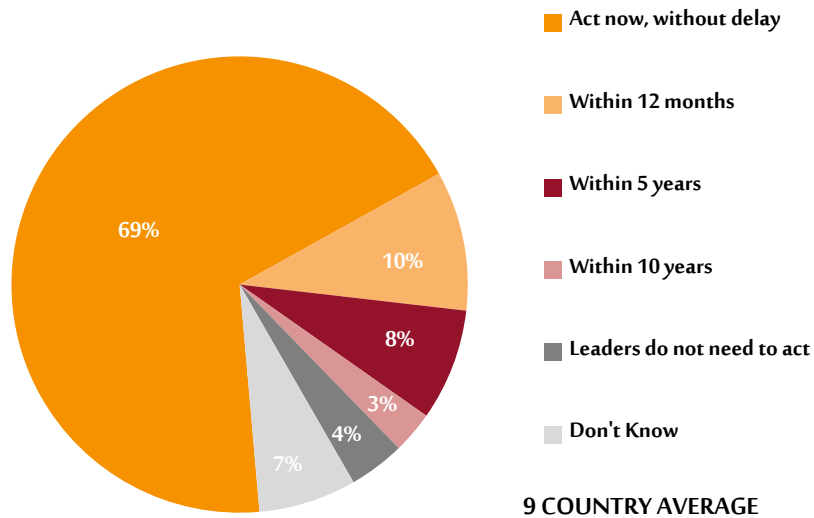
However, even in the United Kingdom and the United States, the majority are demanding action immediately, or within at least the next 12 months (59% in the United Kingdom and 55% in the United States).

**Support for immediate action is strong, even amongst unlikely groups.**

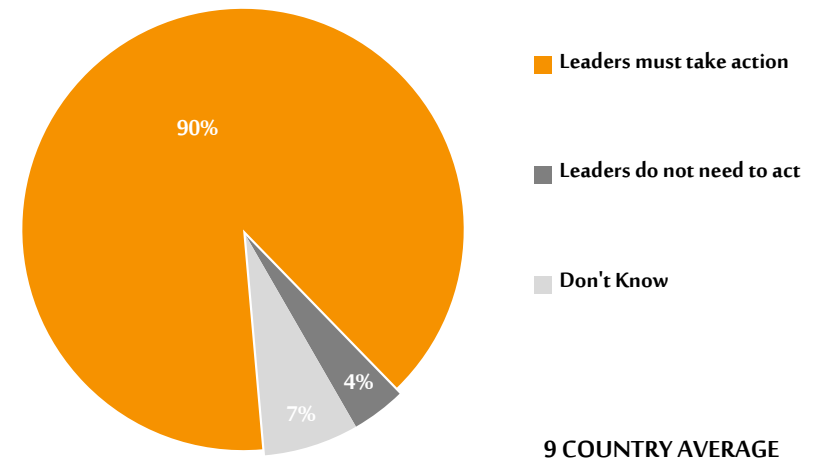
Although support for immediate action is lower for those aged 55+ as compared to the general population, a large majority (62%) still want world leaders to act now without delay.

For this age group – perceived to be the least likely to support action on climate change – just 10% believe that world leaders do not need to act to prevent the world's population from being impacted by climate change.

**Chart 1: Timeframe for Action (9 Country Mean)**



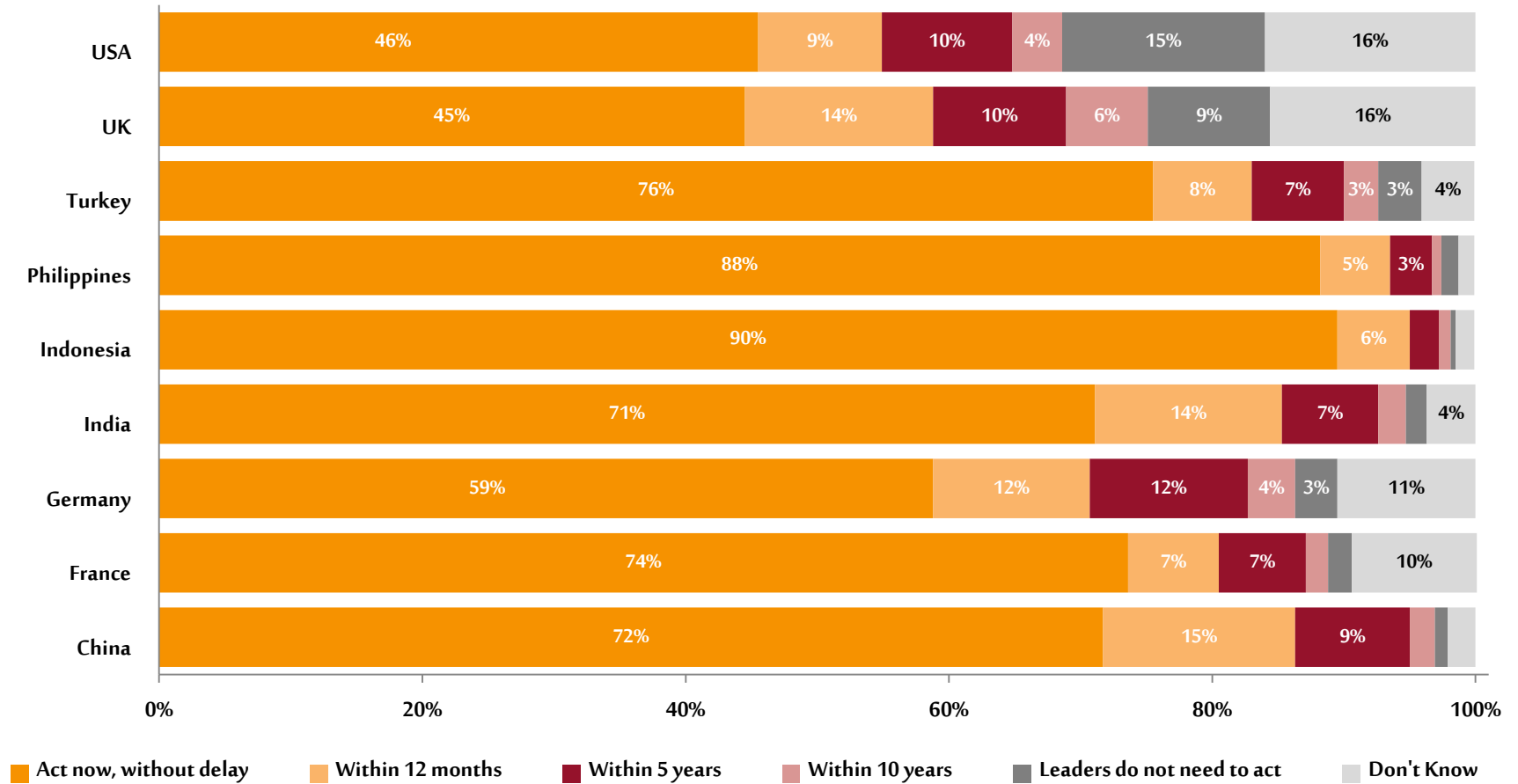
**Chart 2: Demand for Action (9 Country Mean)**



**Notes:** N=9285 for 9 country average. 'Leaders must take action' in Chart 2 combines 'act now without delay, act within 12 months, act within 5 years and act within 10 years)

**Question:** According to you, do world leaders need to act to prevent the world's population from being impacted by climate change?

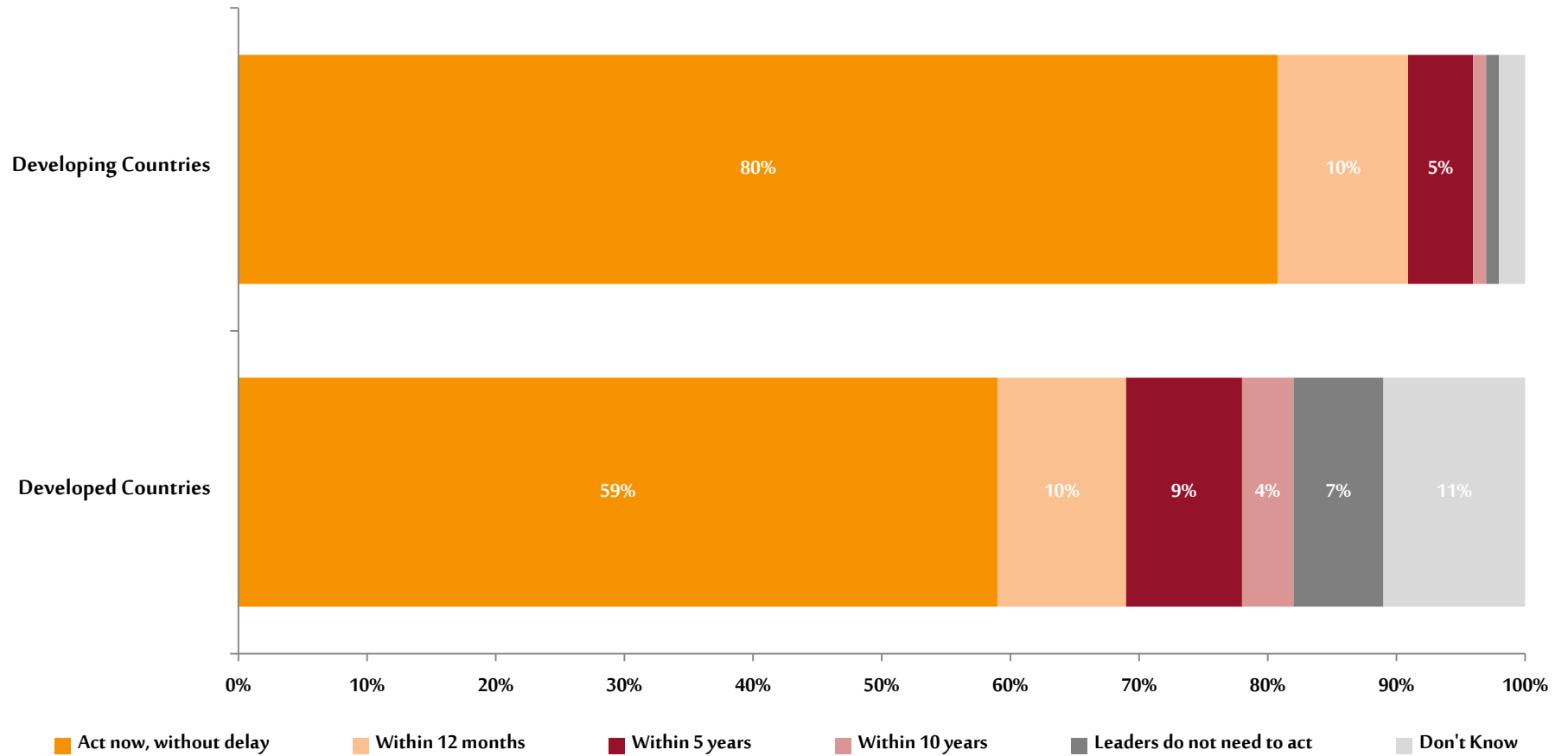
**Chart 3: Timeframe for Action (By Country)**



**Notes:** Labels of 2% or less are not shown for ease of reading. Sample size for each country is included in the methodology,

**Question:** According to you, do world leaders need to act to prevent the world's population from being impacted by climate change?

**Chart 4: Timeframe for Action (By Development Category)**



**Notes:** Labels of 2% or less not shown for ease of reading. Developing countries categorised as China, India, Indonesia and the Philippines. All other categorised as developed.

**Question:** *According to you, do world leaders need to act to prevent the world's population from being impacted by climate change?*

# Tables

**Table 1: (By Country)**

***Question:** According to you, do world leaders need to act to prevent the world's population from being impacted by climate change?*

	TOTAL	China	France	Germany	India	Indonesia	Philippines	Turkey	UK	USA
<b>TOTAL: Want Action</b>	<b>90%</b>	<b>98%</b>	<b>90%</b>	<b>87%</b>	<b>94%</b>	<b>99%</b>	<b>97%</b>	<b>94%</b>	<b>75%</b>	<b>69%</b>
<b>Yes, they need to act now, without delay</b>	<b>69%</b>	72%	74%	59%	71%	90%	88%	76%	45%	46%
<b>Yes, they need to act in the next 12 months</b>	<b>10%</b>	15%	7%	12%	14%	6%	5%	8%	14%	9%
<b>Yes, they need to act in the next 5 years</b>	<b>8%</b>	9%	7%	12%	7%	2%	3%	7%	10%	10%
<b>Yes, they need to act in the next 10 years</b>	<b>3%</b>	2%	2%	4%	2%	1%	1%	3%	6%	4%
<b>No, they don't need to act</b>	<b>4%</b>	1%	2%	3%	2%	<1%	1%	3%	9%	15%
<b>Don't know</b>	<b>7%</b>	2%	10%	11%	4%	1%	1%	4%	16%	16%

**Tables 2: (By Demographics)**

	<b>TOTAL</b>	<b>Under 35</b>	<b>35 - 54</b>	<b>55+</b>	<b>Developing Countries</b>	<b>Developed Countries</b>	<b>Male</b>	<b>Female</b>	<b>Child/ren in Household</b>	<b>No Child/ren in Household</b>
<b>TOTAL: Want Action</b>	<b>90%</b>	<b>92%</b>	<b>86%</b>	<b>80%</b>	<b>96%</b>	<b>82%</b>	<b>88%</b>	<b>88%</b>	<b>92%</b>	<b>85%</b>
<b>Yes, they need to act now, without delay</b>	<b>69%</b>	<b>70%</b>	<b>68%</b>	<b>62%</b>	<b>80%</b>	<b>59%</b>	<b>68%</b>	<b>69%</b>	<b>71%</b>	<b>66%</b>
<b>Yes, they need to act in the next 12 months</b>	<b>10%</b>	<b>11%</b>	<b>10%</b>	<b>6%</b>	<b>10%</b>	<b>10%</b>	<b>10%</b>	<b>9%</b>	<b>12%</b>	<b>8%</b>
<b>Yes, they need to act in the next 5 years</b>	<b>8%</b>	<b>8%</b>	<b>6%</b>	<b>8%</b>	<b>5%</b>	<b>9%</b>	<b>7%</b>	<b>7%</b>	<b>7%</b>	<b>8%</b>
<b>Yes, they need to act in the next 10 years</b>	<b>3%</b>	<b>3%</b>	<b>2%</b>	<b>4%</b>	<b>1%</b>	<b>4%</b>	<b>3%</b>	<b>3%</b>	<b>2%</b>	<b>3%</b>
<b>No, they don't need to act</b>	<b>4%</b>	<b>3%</b>	<b>5%</b>	<b>10%</b>	<b>1%</b>	<b>7%</b>	<b>5%</b>	<b>3%</b>	<b>3%</b>	<b>6%</b>
<b>Don't know</b>	<b>7%</b>	<b>6%</b>	<b>8%</b>	<b>10%</b>	<b>2%</b>	<b>11%</b>	<b>6%</b>	<b>8%</b>	<b>5%</b>	<b>9%</b>



## Methodology

These conclusions are based on the 2015 International Trade Union Confederation Frontlines Poll.

The results in document relate to one of nine questions asked in the Frontlines Poll 2015.

Of these nine questions, three (including the one presented in this document) were asked in nine countries, including China, France, Germany, India, Indonesia, the Philippines, Turkey, the United Kingdom and the United States.

The remaining six questions were asked only of people in Indonesia, Turkey and the Philippines.

The results to the questions not included in this report will be released separately.

In each of the nine countries, approximately n=1000 respondents were interviewed. Exact sample sizes are listed below.

Country	Sample Size
China	1024
France	1038
Germany	1047
India	1017
Indonesia	1027
Philippines	1001
Turkey	1011
UK	1047
USA	1046

The sample in each country has been selected by quotas to reflect national proportions in regards to age, gender and region.

SPSS Software and Microsoft Excel were used to analyse the results.

This project was conducted in line with AS: ISO 20252 guidelines.

The findings of this study represent the opinions of people from countries who make up 50% of the world's GDP.

Essential Media Communications were responsible for questionnaire design, data analysis and reporting.

TNS Opinion carried out the fieldwork between 23<sup>rd</sup> and the 29<sup>th</sup> April 2015.

**For more information contact:** Gemma Swart [gemma.swart@ituc-csi.org](mailto:gemma.swart@ituc-csi.org)

## Postscript: Netherlands Data

In May 2015 the ITUC conducted a short poll independent of the one that constitutes this report.

This poll was conducted with 1010 adult residents of the Netherlands (aged 16-70).

80% of these respondents agreed that governments around the world should act to limit the impact of climate change. Just 4% disagree with this statement, and 3% selected don't know.

The 80% who selected 'agree' (which equated to 804 respondents) were then asked **when** they thought governments should act.

37% thought governments should act in the immediately, and a further 12% thought they should act in the next 12 months.

Although structured and worded differently, these results are in line with the questions presented in the rest of this report.